



High Desert Montessori Charter School

101 Fantastic Drive. Reno, Nevada 89512 - 775-624-2800

NOTICE OF PUBLIC MEETING

**Board of Directors Meeting
5/20/26 - 5:30 PM IN PERSON**

High Desert Montessori School's Board of Directors will conduct their public meeting either in person, virtually, or by phone. All Directors shall attend the meeting in person or remotely. Public members wishing to attend the virtual meeting may do so by using the virtual link or phone information as directed below. Unless otherwise restricted, as noted, the Board may take action on any item. Unless otherwise stated, items may be taken out of order at the discretion of the chairperson. Items may be combined for the Board to consider. Items may be pulled or removed from the agenda at any time. Reasonable efforts will be made to assist and accommodate physically disabled persons desiring to attend the meeting. Please contact the school at 775-624-2800 in advance so arrangements may be conveniently made. Supporting materials will be posted on our website, <https://www.hdmsreno.com/board-information/>, no later than 10:00 AM on the day of the board meeting.

The Board of Directors will receive public comment virtually, in person, or via email at publiccomment@hdmsreno.com. All public comments received before and during the meeting will be provided to the Board of Directors. Such comments shall not be read aloud at the meeting but will be recorded in the public record and in the minutes. In-person public comment will be limited to 3 minutes. No action can be taken on any comments, but public input is welcome.

AGENDA

1. Call to Order and Roll Call (FOR POSSIBLE ACTION)
2. Public Comment
3. Adopt the Agenda (FOR POSSIBLE ACTION)
4. Approval of Board Minutes from 4/8/2026 (FOR POSSIBLE ACTION)
5. Approval of FY 2027 Budget (FOR POSSIBLE ACTION)
6. Administration Report (FOR DISCUSSION)
7. Staff Board Liaison Report (FOR DISCUSSION)
8. PTO Liaison Report (FOR DISCUSSION)
9. Executive Session For Principal Review (FOR POSSIBLE ACTION)
10. Public Comment
11. Adjournment and Future Agenda Items (FOR POSSIBLE ACTION)

Items not acted on at this meeting may be acted on at future meetings.

"High Desert Montessori School provides a safe, nurturing school environment that fosters independence, problem-solving skills, and great work in our students. We offer tools to explore the universe through Montessori's Cosmic Education, the purpose of which is to link all areas of human knowledge. We urge all of our students to be participating members of a socially conscious and green community by inspiring them to be critical thinkers capable of reflection, communication, and action. We comply with all Nevada State and Common Core State Standards."

HDMS Board meetings are posted at the following places:



High Desert Montessori Charter School

101 Fantastic Drive. Reno, Nevada 89512 - 775-624-2800

- Washoe County School District
- Sparks Library
- Washoe County Administration
- HDMS 101 Fantastic Drive, Reno, NV 89512
- HDMS Website www.hdmsreno.com



**Board of Directors Meeting
April 8, 2026, @ 5:30 PM (Google Meet)
101 Fantastic Drive, Reno, Nevada 89512**

1. Call to Order and Roll Call at 5:30

Anthony Arger
Ashley Allen
Bonnie Pillaro
Kristen Ashbaugh
Nancy Smith
Pamala Pollard (not present)
Reid Riker

2. Public Comment

No public comment at this time.

3. Adopt the Agenda

Member Smith motions to adopt the agenda (see supporting documents), Member Pillaro seconds the motion, and it passes unanimously.

4. Approval of 3/31/26 Board Meeting Minutes

Member Smith motions to approve the minutes from the 3/31/26 Board Meeting (see supporting documents), Member Ashbaugh seconds the motion, and it passes unanimously.

5. Approval of Tentative FY 2027 Budget

Administrator Haddock presented the Tentative FY 2027 Budget.

Member Allen motions to approve the Tentative FY 2027 Budget (see supporting documents), Member Arger seconds the motion, and it passes unanimously.

6. PTO Liaison Report

Member Ashbaugh presented the PTO Liaison Report.

7. HDMS Staff Liaison Report

This agenda item was tabled.

8. HDMS Admin Report

Administrator Perez presented the HDMS Admin Report.

9. Public Comment

No public comment at this time.

10. Adjournment and Future Agenda Items

Members discuss future agenda items.

Member Arger motions to adjourn the meeting, Member Pillaro seconds the motion, and it passes unanimously. The meeting is adjourned.



High Desert Montessori Charter School
 101 Fantastic Drive
 Reno, NV 89512
 775-624-2800

Nevada Department of Education
 700 E. Fifth Street, Suite 104
 Carson City, NV 89701

High Desert Montessori Charter School herewith submits the FINAL budget for the
 fiscal year ending June 30, 2027

This budget contains 7 State Education Fund revenues including Debt Service totaling \$ 6,170,687

The property tax rates computed herein are based on preliminary data. If the final state computed revenue limitation permits, the tax rate will be increased by an amount not to exceed 1%. If the final computation requires, the tax rate will be lowered.

This budget contains 7 governmental fund types with estimated expenditures of \$ 6,079,474 and
0 proprietary funds with estimated expenses of \$ 0

Copies of this budget have been filed for public record and inspection in the offices enumerated in NRS 354.596 (Local Government Budget and Finance Act).

CERTIFICATION

I Eric Perez
 (Printed Name)
Principal
 (Title)

certify that all applicable funds and financial operations of this Local Government are listed herein

Signed _____

Dated: 20-May-26

Phone: 775-624-2800

APPROVED BY THE GOVERNING BOARD

Only necessary for **FINAL** Budget
 (Signature by DocuSign is acceptable)

SCHEDULED PUBLIC HEARING:

(Must be held from May 19, 2026 to May 31, 2026)

Date and Time: May 20, 2026 5:30pm

Publication Date: 15-May-26

Place: High Desert Montessori School
101 Fantastic Drive, Reno, 89512



High Desert Montessori Charter School
101 Fantastic Drive
Reno, NV 89512

FUND BALANCE EXPLANATION

High Desert Montessori Charter School's Final budgeted fund balance is 1.6% of FY 2025 actual expenditures which is less than 4%. Budgeted fund balance is less due to contingency expenditures for non-capital repairs and maintenance and for delayed capital expenditures. The school's fund balances should return to normal levels after these expenditures have been completed.

INDEX

<u>SCHEDULE</u>	<u>DESCRIPTION</u>	<u>PAGE</u>
Schedule 1	Transmittal Letter	1
	Ending Fund Balance Explanation	2
Schedule B-1	Enrollment Information & Basic Support	3
Schedule AA	All Funds Budgeted Resources	4
Schedule AA-1	All Funds Fund Application	5
Schedule BB-5	Resources by Fund Group - General Fund	6
Schedule BB-5	Resources by Fund Group - Special Revenue	7
Schedule BB-6	Resources by Fund Group - General Fund	8
Schedule BB-6	Resources by Fund Group - Special Revenue	9
Schedule BB-7	Expenditures by Program, Function and Object - General Fund	10
Schedule BB-7	Expenditures by Program, Function and Object - Special Revenue	11
Schedule BB-9	Expenditures by Program, Function and Object - General Fund	12
Schedule BB-9	Expenditures by Program, Function and Object - Special Revenue	13
Schedule BB-12	Expenditures by Program, Function and Object - General Fund	14
Schedule BB-13	Expenditures by Program, Function and Object - General Fund	15
Schedule BB-13	Expenditures by Program, Function and Object - Special Revenue	16
Schedule BB-14A	Expenditures by Program, Function and Object - General Fund	17
Schedule BB-14A	Expenditures by Program, Function and Object - Special Revenue	18
Schedule C-1	Detail of Outstanding Long-Term Debt	19
Schedule T	Transfer Reconciliation	20
Form 30	Lobbying Expense Estimate	21
Schedule 31	Schedule of Existing Contracts	22

SUMMARY OF PROPERTY TAX BASE

(A) Assessed Valuation (excluding Net Proceeds of Mines)	_____	(B) Tax from Net Proceeds unavailable for Appropriation 2026/27	
		2026-2027	\$ _____
(B1) Net Proceeds of Mines (AV)	_____		
(C) TOTAL ASSESSED VALUE	_____		

TOTAL EMPLOYEE INFORMATION

	ACTUAL YEAR Ending 6/30/2025	ESTIMATED Ending 6/30/2026	Budgeted YEAR Ending 6/30/2027
FTE Total employees	54.00	60	60
FTE Classroom teachers	45.50	47.00	47.00
Total Enrollment	421	443	455.00

(E) **ENROLLMENT**

	ACTUAL YEAR Ending 6/30/2025	ESTIMATED *ADE Ending 6/30/2026	Budgeted *ADE YEAR Ending 6/30/2027
Subtotal	421.00	443.00	455.00
<u>Deduct</u> students transported into Nevada from out-of-state	-	-	-
<u>Add</u> students transported to another state	-	-	-
Total WEIGHTED enrollment	421.00	443.00	455.00

Fill in Blue Areas

(F) STATE EDUCATION FUNDING		
Adjusted Base per Pupil Funding		
Adjusted Base per Pupil Amount for		\$9,498.00
Estimated Weighted Average Daily Enrollment		455
Total Adjusted Base per Pupil Funding		\$ 4,321,590
Weighted Funding		
At-Risk Weighted Funding		\$ 52,730
English Learners Weighted Funding		\$ 76,270
Gifted & Talented Weighted Funding		\$ -
Total Weighted Funding		\$ 129,000
Local Special Education Funding		\$ -
Auxiliary Funding		\$ -
Auxiliary - Transportation		\$ -
Auxiliary - Special Transportation		\$ -
Auxiliary - Food Services		\$ -
Total Auxiliary Funding		\$ -
Total Funding from State Education Fund		<u>\$ 4,450,590</u>

Charter School High Desert Montessori

* ADE = Average Daily Enrollment

(1) FUND	(2) OPENING FUND BALANCE	(3) NONPROPERTY TAX RESOURCES	(4) STATE EDUCATION FUNDING	(5) PROPERTY TAX RESOURCES	(6) TAX RATE	(7) TOTAL FUND RESOURCES
GENERAL FUND						
1000 Local		925,230				925,230
3000 State						-
State Education Funding			4,321,590			4,321,590
4000 Federal						-
8000 Opening Balance						-
						-
5000 Other Sources		25,698				25,698
General Subtotal	-	950,928	4,321,590	-	-	5,272,518
DEBT SERVICE						
SUBTOTAL	-	950,928	4,321,590	-	-	5,272,518
OTHER FUNDS:						
Building and Sites						-
Capital Projects						-
290 National School Lunch			113,352			113,352
240 NV Ready Grant			150,000			150,000
206 English Learners			76,270			76,270
208 At-risk			52,730			52,730
Gifted and Talented						-
250 Special Education - State			240,278			240,278
280 Special Education - Federal			86,871			86,871
220 AB398			178,668			178,668
Proprietary:						-
Food Service						-
Internal Service						-
Other (List)						-
						-
						-
SUBTOTAL OTHER FUNDS	-	-	898,169	-	-	898,169
TOTAL ALL FUNDS	-	950,928	5,219,759	-	-	6,170,687
Less: Interfund Transfers		-				-
NET ALL FUNDS	-	950,928	5,219,759	-	-	6,170,687

High Desert Montessori Charter School

All Funds - Budgeted Resources

(1) PROGRAM OR FUNCTION	(2) SALARIES AND WAGES	(3) EMPLOYEE BENEFITS	(4) SERVICES SUPPLIES AND OTHER	(5) ENDING FUND BALANCE	(6) TOTAL FUND REQUIRE- MENTS
GENERAL FUND					
100 Regular	1,506,719	676,987	61,167		2,244,873
200 Special Education					-
300 Vocational & Technical					-
400 Other PK-12	484,284	199,169	13,250		696,703
500 Nonpublic School					-
600 Adult Education					-
800 Community Services					-
900 Co-curricular & Extra Curricular					-
000 Undistributed Expenditures					-
2000 Support Services	566,605	239,339	655,337		1,461,281
3000 Noninstructional Services					-
4000 Facility Acquisition and Construction					-
6100 Interdistrict Payments					-
6200 Fund Transfers					-
6300 Contingency					-
8000 Ending Balance				91,213	91,213
General Subtotal	2,557,607	1,115,495	729,754	91,213	4,494,070
DEBT SERVICE	731,323				731,323
SUBTOTAL APPROPRIATION FUNDS	3,288,931	1,115,495	729,754	91,213	5,225,393
OTHER FUNDS: (List)					
Building and Sites					
Capital Projects					-
290 National School Lunch	48,558	17,919	94,000		160,477
240 NV Ready Grant	109,500	40,500			150,000
206 English Learners	54,027	22,243			76,270
208 At-risk	37,352	15,378			52,730
Gifted and Talented					
250 Special Education - State	145,859	54,389	40,030		240,278
280 Special Education - Federal	52,703	19,699	14,470		86,871
220 AB398	136,798	41,869			178,668
Proprietary:					
Food Service					
Internal Service					
Other					
SUBTOTAL OTHER FUNDS	584,797	211,997	148,500	-	945,294
TOTAL ALL FUNDS	3,873,728	1,327,492	878,254	91,213	6,170,687
Less: Interfund Transfers	-				-
NET ALL FUNDS	3,873,728	1,327,492	878,254	91,213	6,170,687

High Desert Montessori Charter School
All Funds - Fund Applications

REVENUE	(1)	(2)	(3) BUDGET YEAR ENDING 06/30/27	
	ACTUAL PRIOR YEAR ENDING 06/30/25	ESTIMATED CURRENT YEAR ENDING 06/30/26	TENTATIVE APPROVED	FINAL APPROVED
1000 LOCAL SOURCES				
1100 Tax Revenue				
1111 Net Proceeds of Mines				
1112 Net Proceeds of Mines - Prior Year				
1120 Sales & Use Tax				
1150 Residential Construction Tax				
1190 Other Taxes				
1200 Local Gov Units - Not School Districts				
1300 Tuition				
1400 Transportation Fees				
1500 Earnings on Investments	161,332	55,000	55,000	50,000
1600 Food Services				
1700 District Activities Revenue				
1800 Community Service Activities				
1900 Other Revenues	830,679	816,230	816,230	811,230
1910 Rentals				
1920 Donations	53,342	54,000	24,000	29,000
1950/60 Services Provided other Governments				
1990 Miscellaneous				
TOTAL LOCAL SOURCES	1,045,353	925,230	895,230	890,230
3000 REVENUE FROM STATE SOURCES				
3100 Unrestricted Grants-in-Aid				
3110 PCFP - Adjusted Base Funding	4,026,222	4,190,120	4,226,610	4,321,590
3111 PCFP - Adjusted Base Funding True-up				
3112 PCFP -Charter Fees Paid to Sponser				
3113 PCFP - Auxillary Services - Transportation				
3114 PCFP - Auxillary Services - Food Service				
3115 Charter School Sponsorship Fees	60,111			
3116 PCFP - Local Special Education				
3200 Restricted Funding/Grants-in-Aid Rev				
3210 Special Transportation				
3220 Adult High School Diploma				
3230 Class Size Reduction				
3250 PCFP Funding				
3254 PCFP - English Learner (restricted)				
3255 PCFP - At-Risk (restricted)				
3256 PCFP - Gifted & Talented (restricted)				
3260 NV Education Funding Plan SB178				
3270 State Special Ed Funding (moved from 3115)				
3280 SB231 & AB398 Salary Increases				
3800 In Lieu of Taxes				
3900 For/on behalf of School District				
TOTAL STATE SOURCES	4,086,333	4,190,120	4,226,610	4,321,590
4000 FEDERAL SOURCES				
4100 Unrestricted - Direct Fed Gov't				
4200 Unrestricted - State Agency				
4300 Restricted - Direct				
4500 Restricted - State Agency				
4800 Revenue in Lieu of Taxes				
4900 Revenue for-on behalf of School District				
TOTAL FEDERAL SOURCES	-	-	-	-

High Desert Montessori
General Fund

Charter School
Fund - Budgeted Resources

REVENUE	(1)	(2)	(3) (4)	
	ACTUAL PRIOR YEAR ENDING 06/30/25	ESTIMATED CURRENT YEAR ENDING 06/30/26	BUDGET YEAR ENDING 06/30/27 TENTATIVE APPROVED	FINAL APPROVED
1000 LOCAL SOURCES				
1100 Tax Revenue				
1111 Net Proceeds of Mines				
1112 Net Proceeds of Mines - Prior Year				
1120 Sales & Use Tax				
1150 Residential Construction Tax				
1190 Other Taxes				
1200 Local Gov Units - Not School Districts				
1300 Tuition				
1400 Transportation Fees				
1500 Earnings on Investments				
1600 Food Services	36,330	35,000	35,000	35,000
1700 District Activities Revenue				
1800 Community Service Activities				
1900 Other Revenues				
1910 Rentals				
1920 Donations				
1950/60 Services Provided other Governments				
1990 Miscellaneous				
TOTAL LOCAL SOURCES	36,330	35,000	35,000	35,000
3000 REVENUE FROM STATE SOURCES				
3100 Unrestricted Grants-in-Aid				
3110 PCFP - Adjusted Base Funding				
3111 PCFP - Adjusted Base Funding True-up				
3112 PCFP -Charter Fees Paid to Sponser				
3113 PCFP - Auxillary Services - Transportation				
3114 PCFP - Auxillary Services - Food Service				
3115 Charter School Sponserhip Fees				
3116 PCFP - Local Special Education				
3200 Restricted Funding/Grants-in-Aid Rev	398,586	240,278	240,278	240,278
3210 Special Transportation				
3220 Adult High School Diploma				
3230 Class Size Reduction				
3250 PCFP Funding				
3254 PCFP - English Learner (restricted)	55,072	76,270	76,270	76,270
3255 PCFP - At-Risk (restricted)	13,180	52,730	52,730	52,730
3256 PCFP - Gifted & Talented (restricted)				
3260 NV Education Funding Plan SB178				
3270 State Special Ed Funding (moved from 3115)				
3280 SB231 & AB398 Salary Increases		202,204	202,204	178,668
3800 In Lieu of Taxes				
3900 For/on behalf of School District				
TOTAL STATE SOURCES	466,838	571,482	571,482	547,946
4000 FEDERAL SOURCES				
4100 Unrestricted - Direct Fed Gov't				
4200 Unrestricted - State Agency				
4300 Restricted - Direct				
4500 Restricted - State Agency	326,625	312,723	320,223	350,223
4800 Revenue in Lieu of Taxes				
4900 Revenue for-on behalf of School District				
TOTAL FEDERAL SOURCES	326,625	312,723	320,223	350,223

High Desert Montessori
Special Revenue

Charter School
Fund - Budgeted Resources

OTHER RESOURCES AND FUND BALANCE	(1)	(2)	(3) (4) BUDGET YEAR ENDING 06/30/27	
	ACTUAL PRIOR YEAR ENDING 06/30/25	ESTIMATED CURRENT YEAR ENDING 06/30/26	TENTATIVE APPROVED	FINAL APPROVED
5000 OTHER FINANCING SOURCES				
5100 Issuance of Bonds				
5110 Bond Principal				
5120 Premium/Discount of Bond Sale	-	25,698	25,698	25,698
5200 Transfers from Other Funds				
5300 Gain/Loss on Disposal of Assets				
5400 Loan Proceeds (> 12 months)				
5500 Capital lease Proceeds				
5600 Other Long-Term Debt Proceeds				
TOTAL OTHER FINANCING SOURCES				
6200 Other Fund Transfers				
910 Interfund Transfer	-	(9,862)	(10,926)	(12,125)
8000 OPENING FUND BALANCE				
Reserved Opening Balance (NPM)				
Opening Balance (Other)	-	-	-	-
TOTAL OPENING FUND BALANCE	-	-	-	-
Prior Period Adjustments				
Residual Equity Transfers				
TOTAL ALL RESOURCES	5,131,686	5,131,186	5,136,612	5,225,393

High Desert Montessori	Charter School
General Fund	Fund - Budgeted Resources

OTHER RESOURCES AND FUND BALANCE	(1) ACTUAL PRIOR YEAR ENDING 06/30/25	(2) ESTIMATED CURRENT YEAR ENDING 06/30/26	(3) (4) BUDGET YEAR ENDING 06/30/27	
			TENTATIVE APPROVED	FINAL APPROVED
5000 OTHER FINANCING SOURCES				
5100 Issuance of Bonds				
5110 Bond Principal				
5120 Premium/Discount of Bond Sale				
5200 Transfers from Other Funds	21,806	9,862	10,926	12,125
5300 Gain/Loss on Disposal of Assets				
5400 Loan Proceeds (> 12 months)				
5500 Capital lease Proceeds				
5600 Other Long-Term Debt Proceeds				
TOTAL OTHER FINANCING SOURCES	21,806	9,862	10,926	12,125
8000 OPENING FUND BALANCE	-	-	-	
Reserved Opening Balance (NPM)				
Opening Balance (Other)				
TOTAL OPENING FUND BALANCE	-	-	-	
Prior Period Adjustments				
Residual Equity Transfers				
TOTAL ALL RESOURCES	851,599	929,067	937,631	945,294

High Desert Montessori	Charter School
Special Revenue	Fund - Budgeted Resources

PROGRAM FUNCTION OBJECT	(1)	(2)	(3) (4) BUDGET YEAR ENDING 06/30/27	
	ACTUAL PRIOR YEAR ENDING 06/30/25	ESTIMATED CURRENT YEAR ENDING 06/30/26	TENTATIVE APPROVED	FINAL APPROVED
100 REGULAR PROGRAMS				
1000 Instruction				
100 Salaries	1,334,752	1,531,171	1,503,663	1,506,719
200 Benefits	518,653	684,927	673,077	676,987
300/400/500 Purchased Services	37,720	30,167	26,667	19,167
600 Supplies	80,600	38,500	38,500	38,500
700 Property	4,417	3,000	3,000	3,000
800/900 Miscellaneous & Other	1,852	1,750	500	500
2700 Student Transportation				
100 Salaries				
200 Benefits				
300/400/500 Purchased Services				
600 Supplies				
700 Property				
800/900 Miscellaneous & Other				
2900 Other Direct Support				
100 Salaries				
200 Benefits				
300/400/500 Purchased Services				
600 Supplies				
700 Property				
800/900 Miscellaneous & Other				
100 TOTAL REGULAR PROGRAMS	1,977,994	2,289,515	2,245,407	2,244,873
200 SPECIAL PROGRAMS				
1000 Instruction				
100 Salaries				
200 Benefits				
300/400/500 Purchased Services				
600 Supplies				
700 Property				
800/900 Miscellaneous & Other				
2700 Student Transportation				
100 Salaries				
200 Benefits				
300/400/500 Purchased Services				
600 Supplies				
700 Property				
800/900 Miscellaneous & Other				
2900 Other Direct Support				
100 Salaries				
200 Benefits				
300/400/500 Purchased Services				
600 Supplies				
700 Property				
800/900 Miscellaneous & Other				
200 TOTAL SPECIAL PROGRAMS				

High Desert Montessori
General Fund

Charter School
Fund - Expenditures by Program, Function, and Object

PROGRAM FUNCTION OBJECT	(1)	(2)	(3) (4)	
	ACTUAL PRIOR YEAR ENDING 06/30/25	ESTIMATED CURRENT YEAR ENDING 06/30/26	BUDGET YEAR ENDING 06/30/27	
			TENTATIVE APPROVED	FINAL APPROVED
100 REGULAR PROGRAMS				
1000 Instruction				
100 Salaries	-	246,848	246,555	228,178
200 Benefits	-	84,357	84,649	79,490
300/400/500 Purchased Services				
600 Supplies				
700 Property				
800/900 Miscellaneous & Other				
2700 Student Transportation				
100 Salaries				
200 Benefits				
300/400/500 Purchased Services				
600 Supplies				
700 Property				
800/900 Miscellaneous & Other				
2900 Other Direct Support				
100 Salaries				
200 Benefits				
300/400/500 Purchased Services				
600 Supplies				
700 Property				
800/900 Miscellaneous & Other				
100 TOTAL REGULAR PROGRAMS	-	331,204	331,204	307,668
200 SPECIAL PROGRAMS				
1000 Instruction				
100 Salaries	313,802	201,694	200,088	198,561
200 Benefits	197,510	81,706	81,229	74,088
300/400/500 Purchased Services	40,493	43,750	43,750	52,500
600 Supplies			2,000	2,000
700 Property				
800/900 Miscellaneous & Other				
2700 Student Transportation				
100 Salaries				
200 Benefits				
300/400/500 Purchased Services				
600 Supplies				
700 Property				
800/900 Miscellaneous & Other				
2900 Other Direct Support				
100 Salaries				
200 Benefits				
300/400/500 Purchased Services				
600 Supplies				
700 Property				
800/900 Miscellaneous & Other				
200 TOTAL SPECIAL PROGRAMS	551,805	327,149	327,067	327,149

High Desert Montessori
Special Revenue

Charter School
Fund - Expenditures by Program, Function, and Object

PROGRAM FUNCTION OBJECT	(1)	(2)	(3) BUDGET YEAR ENDING 06/30/27	
	ACTUAL PRIOR YEAR ENDING 06/30/25	ESTIMATED CURRENT YEAR ENDING 06/30/26	TENTATIVE APPROVED	FINAL APPROVED
400 OTHER INSTRUCTIONAL PROGRAMS				
1000 Instruction				
100 Salaries	536,667	445,847	418,221	484,284
200 Benefits	186,277	190,277	177,552	199,169
300/400/500 Purchased Services				
600 Supplies	9,953	11,000	11,500	12,000
700 Property				
800/900 Miscellaneous & Other	-	500	1,000	1,250
2700 Student Transportation				
100 Salaries				
200 Benefits				
300/400/500 Purchased Services				
600 Supplies				
700 Property				
800/900 Miscellaneous & Other				
2900 Other Direct Support				
100 Salaries				
200 Benefits				
300/400/500 Purchased Services				
600 Supplies				
700 Property				
800/900 Miscellaneous & Other				
400 TOTAL OTHER INSTR PROGRAMS	732,899	647,624	608,273	696,703
440 SUMMER SCHOOL				
1000 Instruction				
100 Salaries				
200 Benefits				
300/400/500 Purchased Services				
600 Supplies				
700 Property				
800/900 Miscellaneous & Other				
2700 Student Transportation				
100 Salaries				
200 Benefits				
300/400/500 Purchased Services				
600 Supplies				
700 Property				
800/900 Miscellaneous & Other				
2900 Other Direct Support				
100 Salaries				
200 Benefits				
300/400/500 Purchased Services				
600 Supplies				
700 Property				
800/900 Miscellaneous & Other				
440 TOTAL SUMMER SCHOOL				

High Desert Montessori
General Fund

Charter School
Fund - Expenditures by Program, Function, and Object

PROGRAM FUNCTION OBJECT	(1)	(2)	(3) (4) BUDGET YEAR ENDING 06/30/27	
	ACTUAL PRIOR YEAR ENDING 06/30/25	ESTIMATED CURRENT YEAR ENDING 06/30/26	TENTATIVE APPROVED	FINAL APPROVED
400 OTHER INSTRUCTIONAL PROGRAMS				
1000 Instruction				
100 Salaries	114,899	90,929	87,500	109,500
200 Benefits	35,101	21,571	32,500	40,500
300/400/500 Purchased Services				
600 Supplies				
700 Property				
800/900 Miscellaneous & Other				
2700 Student Transportation				
100 Salaries				
200 Benefits				
300/400/500 Purchased Services				
600 Supplies				
700 Property				
800/900 Miscellaneous & Other				
2900 Other Direct Support				
100 Salaries				
200 Benefits				
300/400/500 Purchased Services				
600 Supplies				
700 Property				
800/900 Miscellaneous & Other				
400 TOTAL OTHER INSTR PROGRAMS	150,000	112,500	120,000	150,000
440 SUMMER SCHOOL				
1000 Instruction				
100 Salaries				
200 Benefits				
300/400/500 Purchased Services				
600 Supplies				
700 Property				
800/900 Miscellaneous & Other				
2700 Student Transportation				
100 Salaries				
200 Benefits				
300/400/500 Purchased Services				
600 Supplies				
700 Property				
800/900 Miscellaneous & Other				
2900 Other Direct Support				
100 Salaries				
200 Benefits				
300/400/500 Purchased Services				
600 Supplies				
700 Property				
800/900 Miscellaneous & Other				
440 TOTAL SUMMER SCHOOL				

High Desert Montessori
Special Revenue

Charter School
Fund - Expenditures by Program, Function, and Object

PROGRAM FUNCTION OBJECT	(1)	(2)	(3) BUDGET YEAR ENDING 06/30/27	
	ACTUAL PRIOR YEAR ENDING 06/30/25	ESTIMATED CURRENT YEAR ENDING 06/30/26	TENTATIVE APPROVED	FINAL APPROVED
000 UNDISTRIBUTED EXPENDITURES				
2100 Student Support				
100 Salaries	156,440	142,791	187,096	169,528
200 Benefits	63,432	62,313	79,253	74,036
300/400/500 Purchased Services	484	31,250	1,000	1,000
600 Supplies	1,259	2,000	2,000	2,000
700 Property				
800/900 Miscellaneous & Other				
2100 SUBTOTAL	221,615	238,355	269,349	246,564
2200 Instruction Staff Support				
100 Salaries	72,397	85,463	85,463	85,463
200 Benefits	27,714	34,372	34,418	34,269
300/400/500 Purchased Services	-	64,787	95,584	97,259
600 Supplies				
700 Property				
800/900 Miscellaneous & Other				
2200 SUBTOTAL	100,111	184,622	215,465	216,991
2300 General Administration				
100 Salaries				
200 Benefits				
300/400/500 Purchased Services				
600 Supplies				
700 Property				
800/900 Miscellaneous & Other				
2300 SUBTOTAL				
2400 School Administration				
100 Salaries	82,335	90,310	97,289	79,834
200 Benefits	44,589	36,218	37,537	29,377
300/400/500 Purchased Services	42,336	38,000	38,000	43,000
600 Supplies			500	500
700 Property				
800/900 Miscellaneous & Other				100
2400 SUBTOTAL	169,260	164,529	173,326	152,811
2500 Central Services				
100 Salaries	188,757	182,114	189,131	184,878
200 Benefits	83,724	92,405	90,941	90,078
300/400/500 Purchased Services	230,652	166,500	168,000	173,250
600 Supplies	18,875	8,500	8,000	11,000
700 Property				
800/900 Miscellaneous & Other	10,540	12,051	12,262	12,262
2500 SUBTOTAL	532,547	461,570	468,334	471,468

High Desert Montessori

Charter School

General Fund

Fund - Expenditures by Program, Function, and Object

PROGRAM FUNCTION OBJECT	(1)	(2)	(3) BUDGET YEAR ENDING 06/30/27	
	ACTUAL PRIOR YEAR ENDING 06/30/25	ESTIMATED CURRENT YEAR ENDING 06/30/26	TENTATIVE APPROVED	FINAL APPROVED
2600 Operating/Maintenance Plant Service				
100 Salaries	49,414	46,901	46,901	46,901
200 Benefits	11,162	11,434	11,729	11,580
300/400/500 Purchased Services	184,511	182,060	187,159	213,909
600 Supplies	48,401	57,000	55,500	61,000
700 Property	108,578	40,000	35,000	40,000
800/900 Miscellaneous & Other		58	58	58
2600 SUBTOTAL	402,067	337,453	336,347	373,448
2700 Student Transportation				
100 Salaries				
200 Benefits				
300/400/500 Purchased Services				
600 Supplies				
700 Property				
800/900 Miscellaneous & Other				
2700 SUBTOTAL				
2900 Other Support (All Objects)				
100 Salaries				
200 Benefits				
300/400/500 Purchased Services				
600 Supplies				
700 Property				
800/900 Miscellaneous & Other				
2900 SUBTOTAL				
TOTAL SUPPORT SERVICES				
NONINSTRUCTIONAL SERVICES				
3100 Food Services Operations				
100 Salaries				
200 Benefits				
300/400/500 Purchased Services				
600 Supplies				
700 Property				
800/900 Miscellaneous & Other				
3100 SUBTOTAL				
4100 Land Acquisition				
100 Salaries				
200 Benefits				
300/400/500 Purchased Services				
600 Supplies				
700 Property				
800/900 Miscellaneous & Other				
4100 SUBTOTAL				

High Desert Montessori
General Fund

Charter School
Fund - Expenditures by Program, Function, and Object

PROGRAM FUNCTION OBJECT	(1)	(2)	(3) BUDGET YEAR ENDING 06/30/27	
	ACTUAL PRIOR YEAR ENDING 06/30/25	ESTIMATED CURRENT YEAR ENDING 06/30/26	TENTATIVE APPROVED	FINAL APPROVED
2600 Operating/Maintenance Plant Service				
100 Salaries				
200 Benefits				
300/400/500 Purchased Services				
600 Supplies				
700 Property				
800/900 Miscellaneous & Other				
2600 SUBTOTAL				
2700 Student Transportation				
100 Salaries				
200 Benefits				
300/400/500 Purchased Services				
600 Supplies				
700 Property				
800/900 Miscellaneous & Other				
2700 SUBTOTAL				
2900 Other Support (All Objects)				
100 Salaries				
200 Benefits				
300/400/500 Purchased Services				
600 Supplies				
700 Property				
800/900 Miscellaneous & Other				
2900 SUBTOTAL				
TOTAL SUPPORT SERVICES				
NONINSTRUCTIONAL SERVICES				
3100 Food Services Operations				
100 Salaries	47,978	50,518	50,518	48,558
200 Benefits	11,788	17,126	18,271	17,919
300/400/500 Purchased Services	345	1,500	1,500	1,500
600 Supplies	89,238	88,620	88,620	91,000
700 Property				
800/900 Miscellaneous & Other	445	450	450	1,500
3100 SUBTOTAL	149,794	158,214	159,359	160,477
4100 Land Acquisition				
100 Salaries				
200 Benefits				
300/400/500 Purchased Services				
600 Supplies				
700 Property				
800/900 Miscellaneous & Other				
4100 SUBTOTAL				

High Desert Montessori
Special Revenue

Charter School
Fund - Expenditures by Program, Function, and Object

PROGRAM FUNCTION OBJECT	(1)	(2)	(3) (4)	
	ACTUAL PRIOR YEAR ENDING 06/30/25	ESTIMATED CURRENT YEAR ENDING 06/30/26	BUDGET YEAR ENDING 06/30/27	
			TENTATIVE APPROVED	FINAL APPROVED
4900 Other (All Objects)				
100 Salaries				
200 Benefits				
300/400/500 Purchased Services				
600 Supplies				
700 Property				
800/900 Miscellaneous & Other				
4900 SUBTOTAL	-	-	-	
4000 TOTAL FACILITIES ACQUISITION AND CONSTRUCTION	-	-	-	
5000 FUND EXPENDITURES				
COMBINED BONDS				
831 Principal	115,417	120,833	130,417	130,417
832 Interest	587,689	581,250	575,208	575,208
834 Bond Premium		25,698	25,698	25,698
Subtotal - Combined Bonds	703,105	727,781	731,323	731,323
6200 Other Fund Transfers				
910 Interfund Transfer		-		
000 TOTAL UNDISTRIBUTED EXPENDITURES	-	-	-	
TOTAL ALL EXPENDITURES	4,839,599	5,051,448	5,047,824	5,134,180
6300 Contingency (not to exceed 3% of Total Expenditures)	XXXXXXXXXXXXX XXXXXXXXXXXXX			
8000 ENDING FUND BALANCE				
Reserved NPM Per NRS 387.1235				
Ending Balance (Other)	292,087	79,738	88,788	91,213
TOTAL ENDING FUND BALANCE	292,087	79,738	88,788	91,213
TOTAL APPLICATIONS	5,131,686	5,131,186	5,136,612	5,225,393

High Desert Montessori

Charter School

General Fund

Fund - Expenditures by Program, Function, and Object

PROGRAM FUNCTION OBJECT	(1)	(2)	(3) (4)	
	ACTUAL PRIOR YEAR ENDING 06/30/25	ESTIMATED CURRENT YEAR ENDING 06/30/26	BUDGET YEAR ENDING 06/30/27	
			TENTATIVE APPROVED	FINAL APPROVED
4900 Other (All Objects)				
100 Salaries				
200 Benefits				
300/400/500 Purchased Services				
600 Supplies				
700 Property				
800/900 Miscellaneous & Other				
4900 SUBTOTAL	-	-	-	
4000 TOTAL FACILITIES ACQUISITION AND CONSTRUCTION	-	-	-	
6200 Other Fund Transfers				
910 Interfund Transfer	-	-	-	
000 TOTAL UNDISTRIBUTED EXPENDITURES	-	-	-	
TOTAL ALL EXPENDITURES	851,599	929,067	937,631	945,294
6300 Contingency (not to exceed 3% of Total Expenditures)	XXXXXXXXXXXXXX			
8000 ENDING FUND BALANCE				
Reserved NPM Per NRS 387.1235				
Ending Balance (Other)	-	-	-	
TOTAL ENDING FUND BALANCE	-	-	-	
TOTAL APPLICATIONS	851,599	929,067	937,631	945,294

High Desert Montessori Charter School
Special Revenue Fund - Expenditures by Program, Function, and Object

ALL EXISTING OR PROPOSED
 GENERAL OBLIGATION BONDS, REVENUE BONDS
 MEDIUM-TERM FINANCING, CAPITAL LEASES AND
 SPECIAL ASSESSMENT BONDS

- * - Type
- 1 - General Obligation Bonds
- 2 - G. O. Revenue Supported Bonds
- 3 - G. O. Special Assessment Bonds
- 4 - Revenue Bonds
- 5 - Medium-Term Financing

- 6 - Medium-Term Financing - Lease Purchase
- 7 - Capital Leases
- 8 - Special Assessment Bonds
- 9 - Mortgages
- 10 - Other (Specify Type)
- 11 - Proposed (Specify Type)

(1) NAME OF BOND OR LOAN List and Subtotal By Fund	(2) *	(3) TERM	(4) ORIGINAL AMOUNT OF ISSUE	(5) ISSUE DATE	(6) FINAL PAYMENT DATE	(7) INTEREST RATE	(8) BEGINNING OUTSTANDING BALANCE 7/1/2026	(9) (10) REQUIREMENTS FOR FISCAL YEAR ENDING 06/30/27		(11) (9)+(10) TOTAL
								INTEREST PAYABLE	PRINCIPAL PAYABLE	
FUND:							\$	\$	\$	\$
High Desert Montessori Charter - Series 2021AB	4	40	11,965,000	06/01/21	06/01/61	5.00%	\$ 11,625,002	\$ 575,208	\$ 130,417	\$ 705,625
							\$	\$	\$	\$
							\$	\$	\$	\$
							\$	\$	\$	\$
							\$	\$	\$	\$
							\$	\$	\$	\$
							\$	\$	\$	\$
							\$	\$	\$	\$
							\$	\$	\$	\$
							\$	\$	\$	\$
							\$	\$	\$	\$
							\$	\$	\$	\$
							\$	\$	\$	\$
							\$	\$	\$	\$
							\$	\$	\$	\$
							\$	\$	\$	\$
							\$	\$	\$	\$
TOTAL ALL DEBT SERVICE							\$ 11,625,002	\$ 575,208	\$ 130,417	\$ 705,625

SCHEDULE C-1 INDEBTEDNESS

High Desert Montessori Charter School

(1) FUND TYPE	TRANSFERS IN			TRANSFERS OUT		
	(2) FROM FUND	(3) PAGE	(4) AMOUNT	(5) TO FUND	(6) PAGE	(7) AMOUNT
GENERAL FUND						
				Special Rev Grants	9	12,125
SUBTOTAL			-			12,125
SPECIAL REVENUE FUNDS						
	General Fund	8	12,125			
SUBTOTAL			12,125			-
TOTAL TRANSFERS			12,125			12,125

High Desert Montessori Charter School
 Transfer Reconciliation (Operating & Residual Equity)

LOBBYING EXPENSE ESTIMATE

Pursuant to NRS 354.600 (3), **each** (emphasis added) local government budget must obtain a separate statement of anticipated expenses relating to activities designed to influence the passage or defeat of legislation in an upcoming legislative session.

Nevada Legislature: 84th Session; February 1, 2027 to May 31, 2026

1. Activity:	<u>Government Relations</u>	
2. Funding Source:	<u>General Fund</u>	
3. Transportation		\$ _____
4. Lodging and meals		\$ _____
5. Salaries and Wages		\$ _____
6. Compensation to lobbyists		\$ <u>3,000</u>
7. Entertainment		\$ _____
8. Supplies, equipment & facilities; other personnel and services spent in Carson City		\$ _____
Total		\$ <u><u>3,000</u></u>

Entity: High Desert Montessori Charter School

Lobbying Expense Estimate

SCHEDULE OF EXISTING CONTRACTS

Local Government: High Desert Montessori
Contact: Sherrie Jordan
E-mail Address: sherrie@hdmsreno.com
Daytime Telephone: 775-624-2800

Total Number of Existing Contracts: 15

Line	Vendor	Effective Date of Contract	Termination Date of Contract	Proposed Expenditure FY 2025-26	Proposed Expenditure FY 2026-27	Reason or need for contract:
1	Ana Fast Cleaning	5/15/2023	5/15/2026	\$ 42,000.00	\$ 42,000.00	Custodial Services
2	Boys & Girls Club	7/1/2025	6/30/2026	\$ 87,620.00	\$ 90,000.00	Prepare School Lunch
3	Desert Hills Electric	12/16/2025	12/16/2026	\$ 5,500.00	\$ 5,500.00	Burglar & Fire Alarm Monitoring
4	Fennemore Craig LLC	8/1/2025	8/1/2027	\$ 7,500.00	\$ 7,500.00	Legal Services
5	Fleet Maintenance	11/1/2026	11/1/2027	\$ 25,000.00	\$ 35,000.00	HVAC Maintenance & Repairs
6	Green Action Lawn Service	7/1/2024	6/30/2026	\$ 15,000.00	\$ 15,000.00	Landscaping/Snow Removal
7	Jim Ghiglieri	7/1/2024	6/30/2027	\$ 30,000.00	\$ 30,000.00	Technology Services
8	Jung Mackessy	8/15/2026	6/5/2026	\$ 35,000.00	\$ 35,000.00	Occupational Therapist Services
9	Koch Elevator	8/1/2022	8/1/2026	\$ 5,000.00	\$ 5,000.00	Elevator Maintenance & Repairs
10	Northern Nevada Bookkeeping LLC	11/1/2025	11/1/2026	\$ 30,000.00	\$ 35,000.00	Accounting Services
11	Sharon Freier	8/1/2025	5/31/2026	\$ 5,000.00	\$ 5,000.00	Nurse Services
12	Silva, Sceirine & Associates	7/1/2026	6/30/2027	\$ 28,000.00	\$ 30,000.00	Audit Services
13	Silver State Government Relations	2/1/2027	10/31/2027	\$ -	\$ 3,000.00	Government Relations
14	StateFire DC Specialties	7/1/2024	6/30/2026	\$ 2,500.00	\$ 2,500.00	Fire Sprinkler Testing & Inspection
15	Susan Clarkson	8/1/2025	5/31/2026	\$ 10,000.00	\$ 12,500.00	Psychological Services
16						
17						
18						
19						
20						
21						
22						
23						
24						
25						
Total Proposed Expenditures				\$ 328,120.00	\$ 353,000.00	

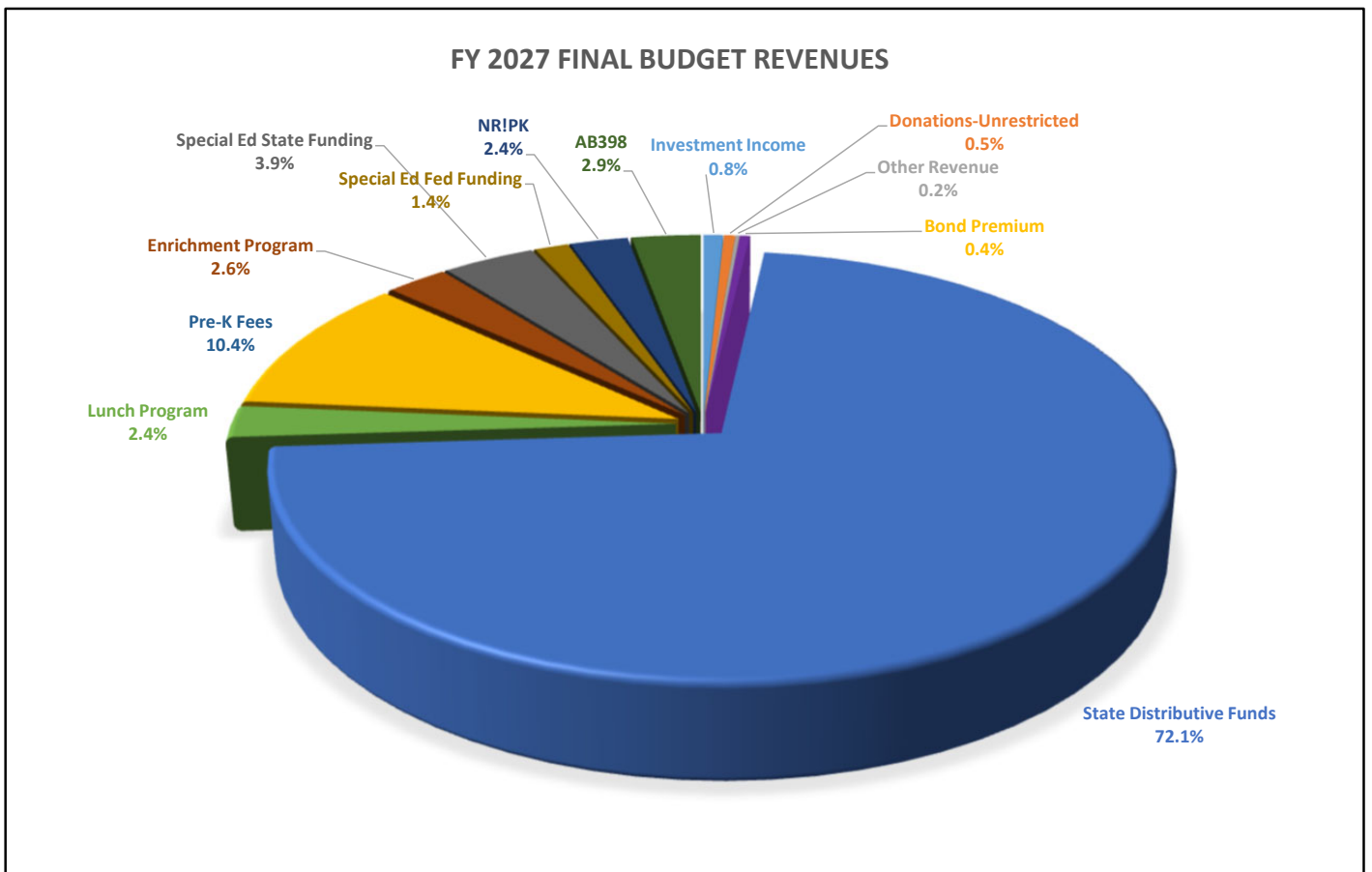
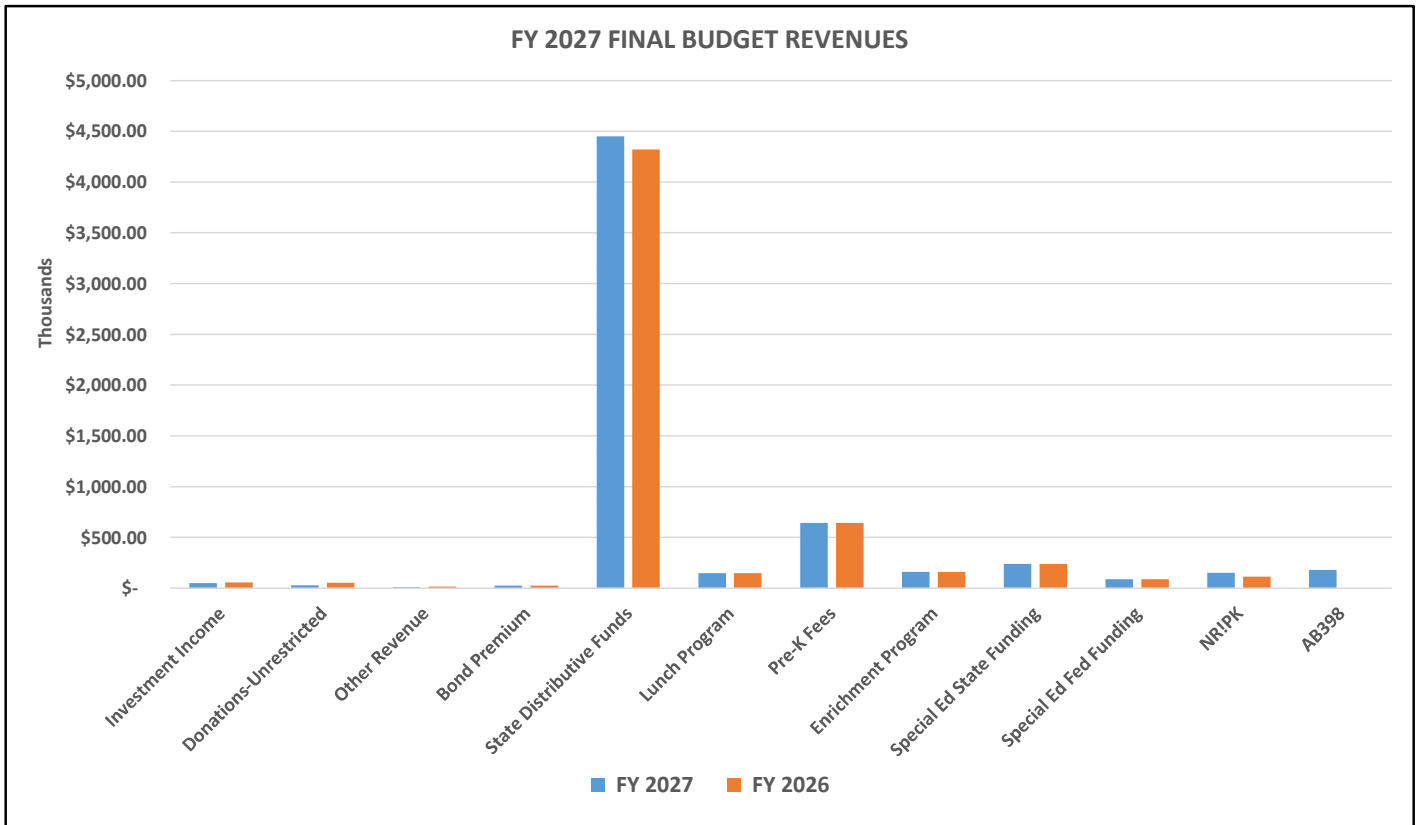
Additional Explanations (Reference Line Number and Vendor):

HIGH DESERT MONTESSORI CHARTER SCHOOL

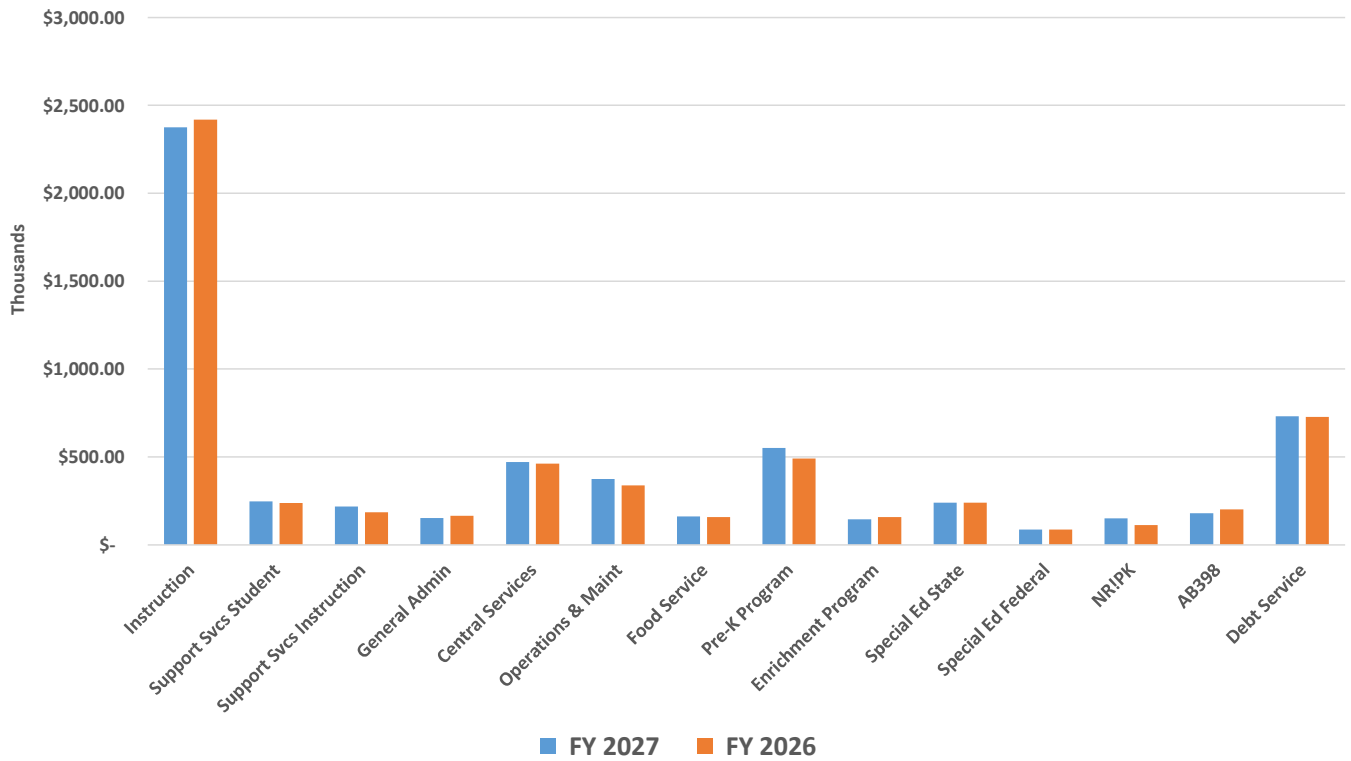
2026-2027 Final Budget Summary

	FUNDS & REVENUES	FUNCTION 1000 INSTRUCTION	FUNCTION 2100 SUPPORT SVCS STUDENTS	FUNCTION 2200 SUPPORT SVCS INSTRUCTION	FUNCTION 2400 GENERAL ADMIN	FUNCTION 2500 CENTRAL SERVICES	FUNCTION 2600 OPERATION / MAINTENANCE	FUNCTION 3100 FOOD SERVICE	FUNCTION 2900 PRE-K PROGRAM	FUNCTION 2900 ENRICHMENT PROGRAM	FUNCTION 1000 SPECIAL ED STATE	FUNCTION 1000 SPECIAL ED FEDERAL	FUNCTION 1000 NR/PAK	FUNCTION 1000 AB398	FUNCTION 5000 DEBT SERVICE	Expense Totals
Investment Income	\$ 50,000.00															
Donations	\$ 29,000.00															
Other Revenue	\$ 10,000.00															
Bond Premium	\$ 25,698.36															
State Distributive Funds	\$ 4,450,590.00															
Lunch Program - Fund 290	\$ 148,351.95															
Pre-K Fees	\$ 642,180.00															
Enrichment Program	\$ 159,050.00															
Special Ed State - Fund 250	\$ 240,277.89															
Special Ed Fed Fund 280	\$ 86,871.33															
NR/PAK - Fund 240	\$ 150,000.00															
AB398 - Fund 220	\$ 178,667.92															
Salaries		1,598,098.03	169,527.84	85,463.28	79,833.89	184,878.06	46,901.46	48,557.90	375,191.50	109,092.56	145,858.59	52,702.63	109,500.00	136,798.49	-	\$ 3,142,404.22
Benefits		714,607.70	74,035.75	34,268.73	29,376.72	90,077.69	11,580.36	17,919.04	167,587.34	31,581.33	54,389.06	19,698.95	40,500.00	41,869.43	-	\$ 1,327,492.10
Purchase Services		19,167.00	1,000.00	97,258.85	43,000.00	173,250.00	213,908.80	1,500.00	-	-	38,561.25	13,938.75	-	-	-	\$ 601,584.65
Supplies		38,500.00	2,000.00	-	500.00	11,000.00	61,000.00	91,000.00	7,500.00	4,500.00	1,469.00	531.00	-	-	-	\$ 218,000.00
Property/Tenant Improv		3,000.00	-	-	-	-	40,000.00	-	-	-	-	-	-	-	-	\$ 43,000.00
Other & Debt Service		500.00	-	-	100.00	12,262.22	57.59	1,500.00	1,000.00	250.00	-	-	-	731,323.47	-	\$ 746,993.28
TOTALS:	\$ 6,170,687.45	\$ 2,373,872.73	\$ 246,563.59	\$ 216,990.86	\$ 162,810.61	\$ 471,467.97	\$ 373,448.21	\$ 160,476.93	\$ 551,278.84	\$ 145,423.89	\$ 240,277.89	\$ 86,871.33	\$ 150,000.00	\$ 178,667.92	\$ 731,323.47	\$ 6,079,474.25

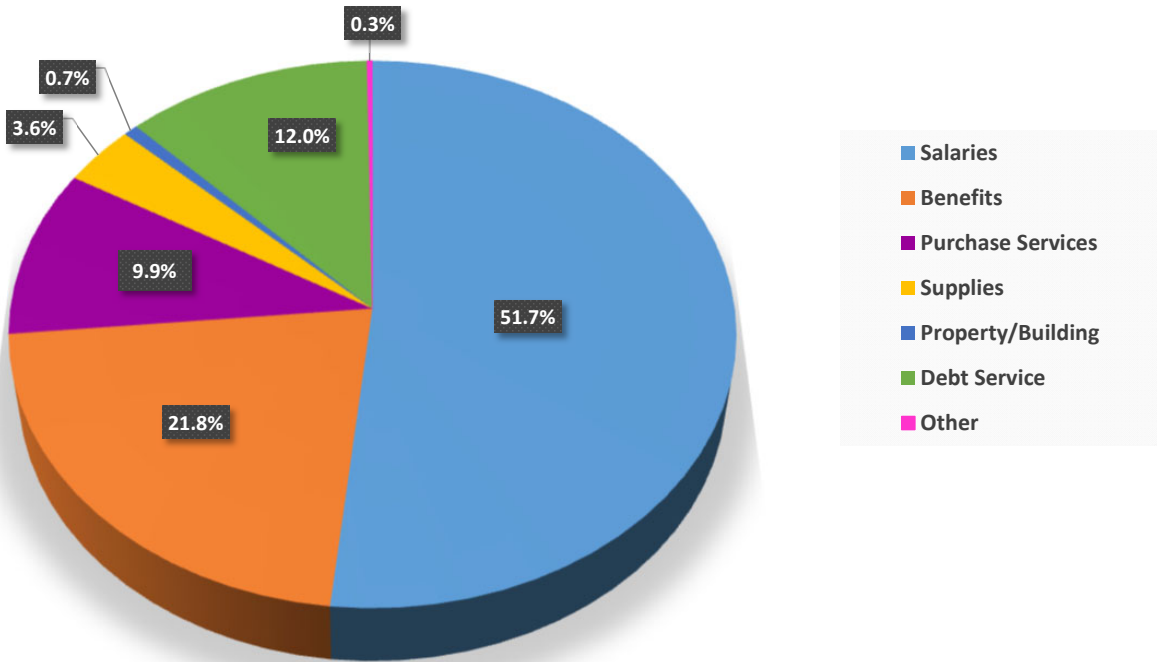
Revenues Over/(Under) Expenses	\$ 91,213.20
Unrestricted Funds to be expended	
Net Revenues Over/(Under) Expenses	\$ 91,213.20



FY 2027 TENTATIVE BUDGET EXPENDITURES



FY 2027 Final Budget Expenditures



HIGH DESERT MONTESSORI CHARTER SCHOOL

SEC. 8.04 - DEBT SERVICE COVERAGE RATIO

NET INCOME AVAILABLE FOR DEBT SERVICE

**2026-2027
FINAL
BUDGET**

Excess of Revenues over Expenditures \$ 91,213

Adjustments:

These items are not considered Operating Expenses per Section 1.01 of Trust Indenture, pg. 19-20:

Capital outlay	40,000
Interest expense	575,208
Principal pymts and other	130,417
Bond premium	25,698

NET INCOME AVAILABLE FOR DEBT SERVICE **862,537**

DEBT SERVICE

Debt service (P&I on bond) 705,625

TOTAL DEBT SERVICE 705,625

DEBT SERVICE COVERAGE RATIO (DSCR)

Net income available for debt service \$ 862,537

Divided By
Total debt service 705,625

DSCR 1.22

REQUIREMENT 1.20

** - Per bond waiver agreement **PASS**